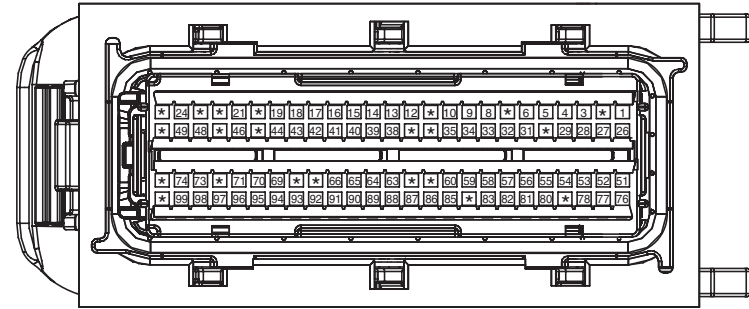
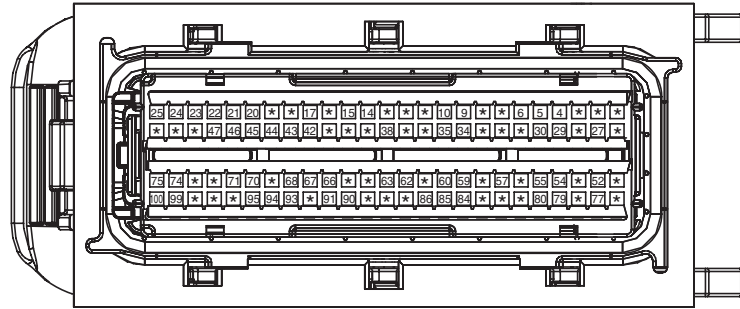


PCM Terminal Information



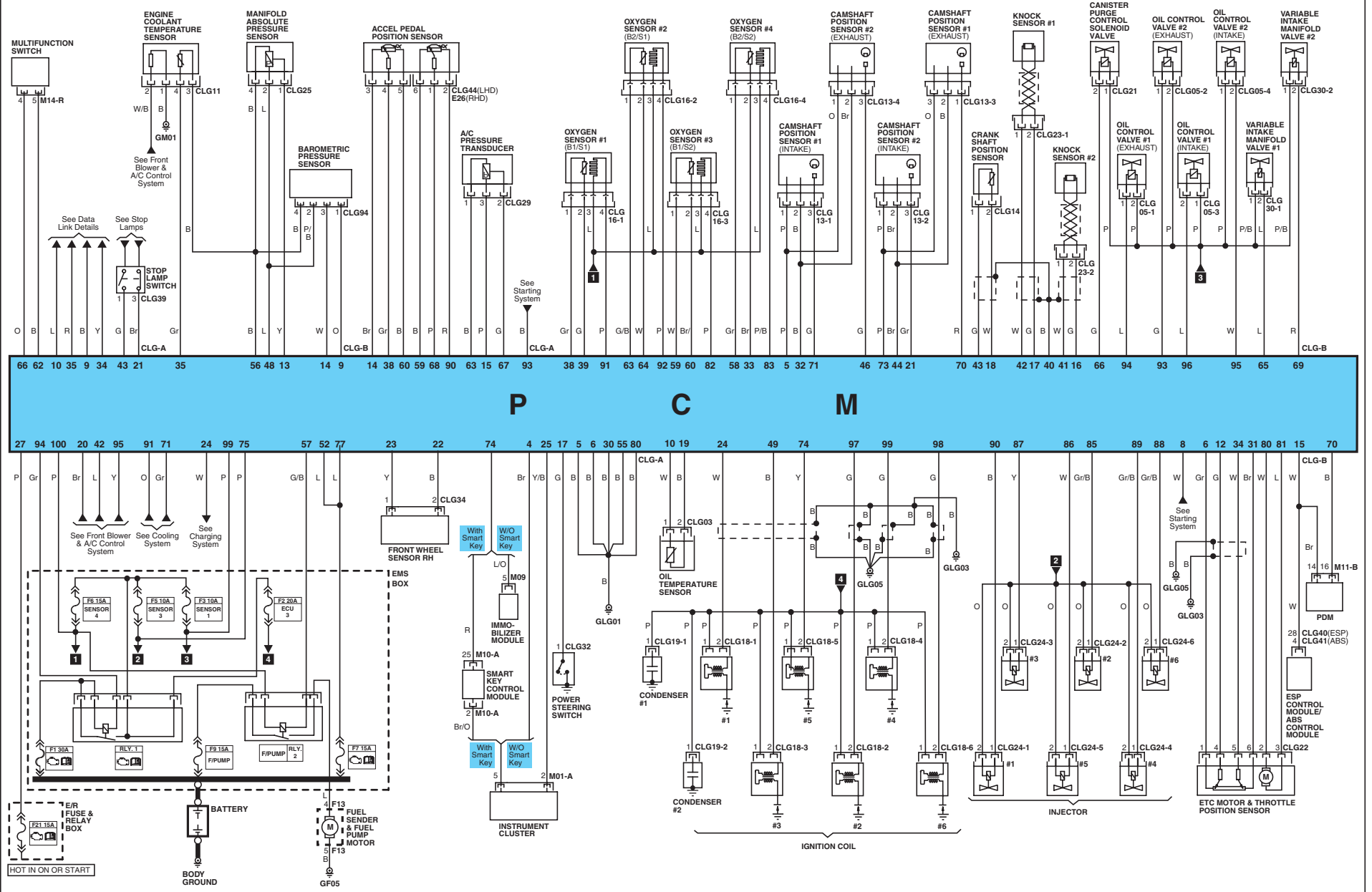
CLG-A

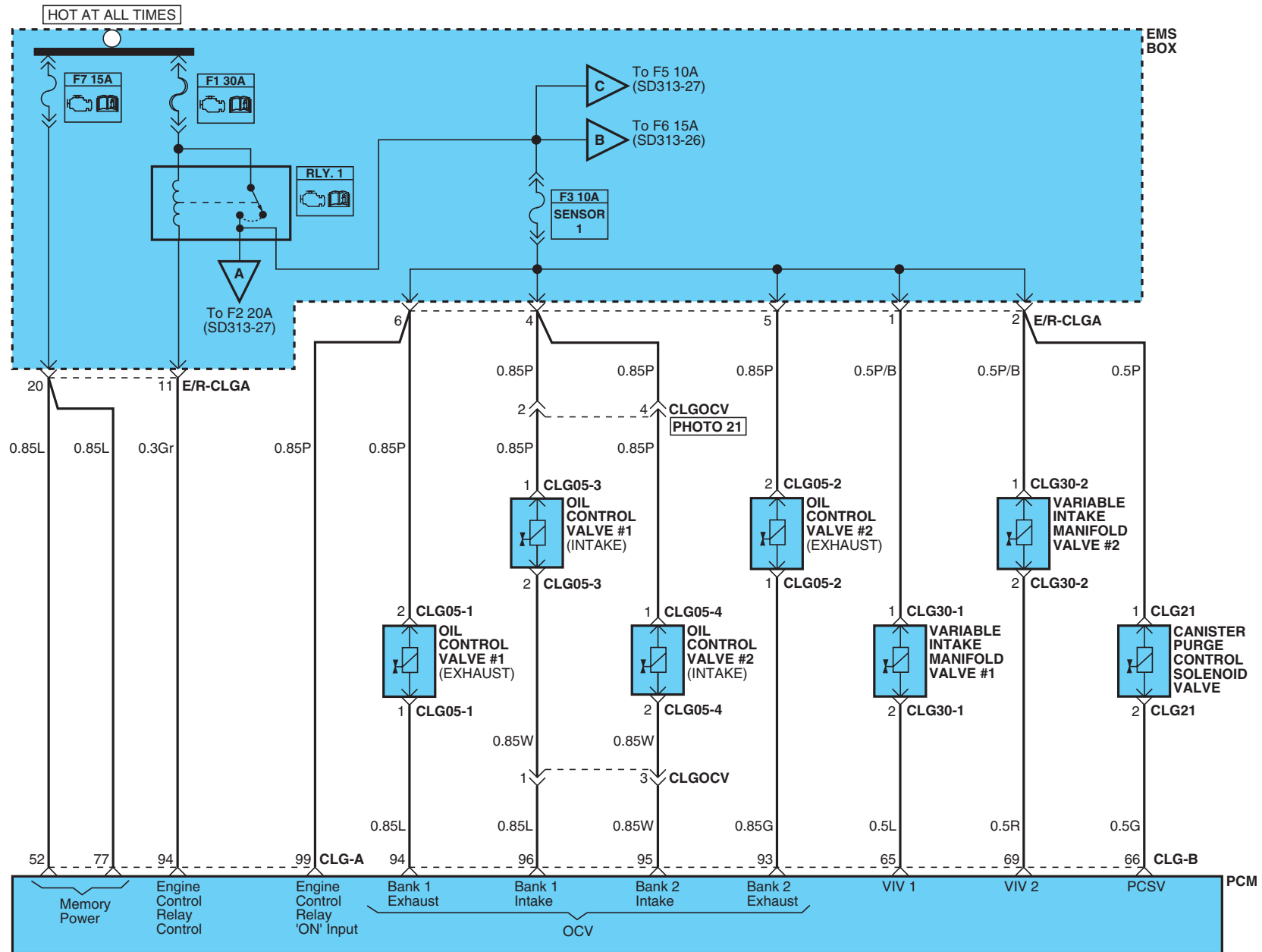
PIN	COLOR	DESCRIPTION	PIN	COLOR	DESCRIPTION	PIN	COLOR	DESCRIPTION
1	-	-	35	R	C-CAN (Low)	68	P	APS. 2 Signal
2	-	-	36	-	-	69	-	-
3	-	-	37	-	-	70	B	Engine Speed Output
4	Br	IMMO. IND.	38	Gr	APS. 1 Signal	71	Gr	Cooling Fan (High) Relay Control
5	B	Power Ground	39	-	-	72	-	-
6	B	Power Ground	40	-	-	73	-	-
7	-	-	41	Br/B	Fuel Tank Level Sender 2	74	R	IMMO. Data Line
8	-	-	42	L	A/C Request Switch	75	P	Engine Control Relay ON Input
9	B	CCP-CAN (High)	43	G	Brake Light Switch	76	-	-
10	L	C-CAN (High)	44	G/B	Position Switch Code - S1 (A/T)	77	L	Battery Power
11	-	-	45	Br	Position Switch Code - S2 (A/T)	78	-	-
12	-	-	46	G	Position Switch Code - S3 (A/T)	79	W	Select Switch (A/T)
13	-	-	47	Gr	Position Switch Code - S4 (A/T)	80	B	Power Ground
14	Br	APS. 1 Supply	48	-	-	81	-	-
15	P	APT Supply	49	-	-	82	-	-
16	-	-	50	-	-	83	-	-
17	G	Power Steering Switch	51	-	-	84	O/B	Shift Lock Solenoid (A/T)
18	-	-	52	L	Battery Power	85	B	Back-Up Relay (A/T)
19	-	-	53	-	-	86	R	Start Relay (A/T)
20	Br	A/C Comp. Switch	54	P	Down Shift (A/T)	87	-	-
21	Br	Brake Test Switch	55	B	Power Ground	88	-	-
22	B	FR Wheel Sensor (-)	56	-	-	89	-	-
23	Y	FR Wheel Sensor (+)	57	G/B	Fuel Pump Relay Control (W/O IMMO.)	90	R	APS. 2 Supply
24	W	Alternator (FR)	58	Y	A/C Relay Control (With IMMO.)	91	O	Cooling Fan (Low) Relay Control
25	Y/B	Engine Check IND.	59	-	-	92	-	-
26	-	-	59	B	APS. 2 Ground	93	B	Start Over Running
27	P	ON/START Input	60	B	APS. 1 Ground	94	Gr	Engine Control Relay Control
28	-	-	61	-	-	95	Y	A/C Relay Control (W/O IMMO.)
29	Gr	Up Shift (A/T)	62	B	Cruise Control Switch_Ground	96	G/B	Fuel Pump Relay Control (With IMMO.)
30	B	Power Ground	63	B	APT Ground	97	-	-
31	-	-	64	-	-	98	-	-
32	-	-	65	-	-	99	P	Engine Control Relay 'ON' Input
33	-	-	66	O	Cruise Control Switch_Signal	100	P	Engine Control Relay 'ON' Input
34	Y	CCP-CAN (Low)	67	G	APT Signal			

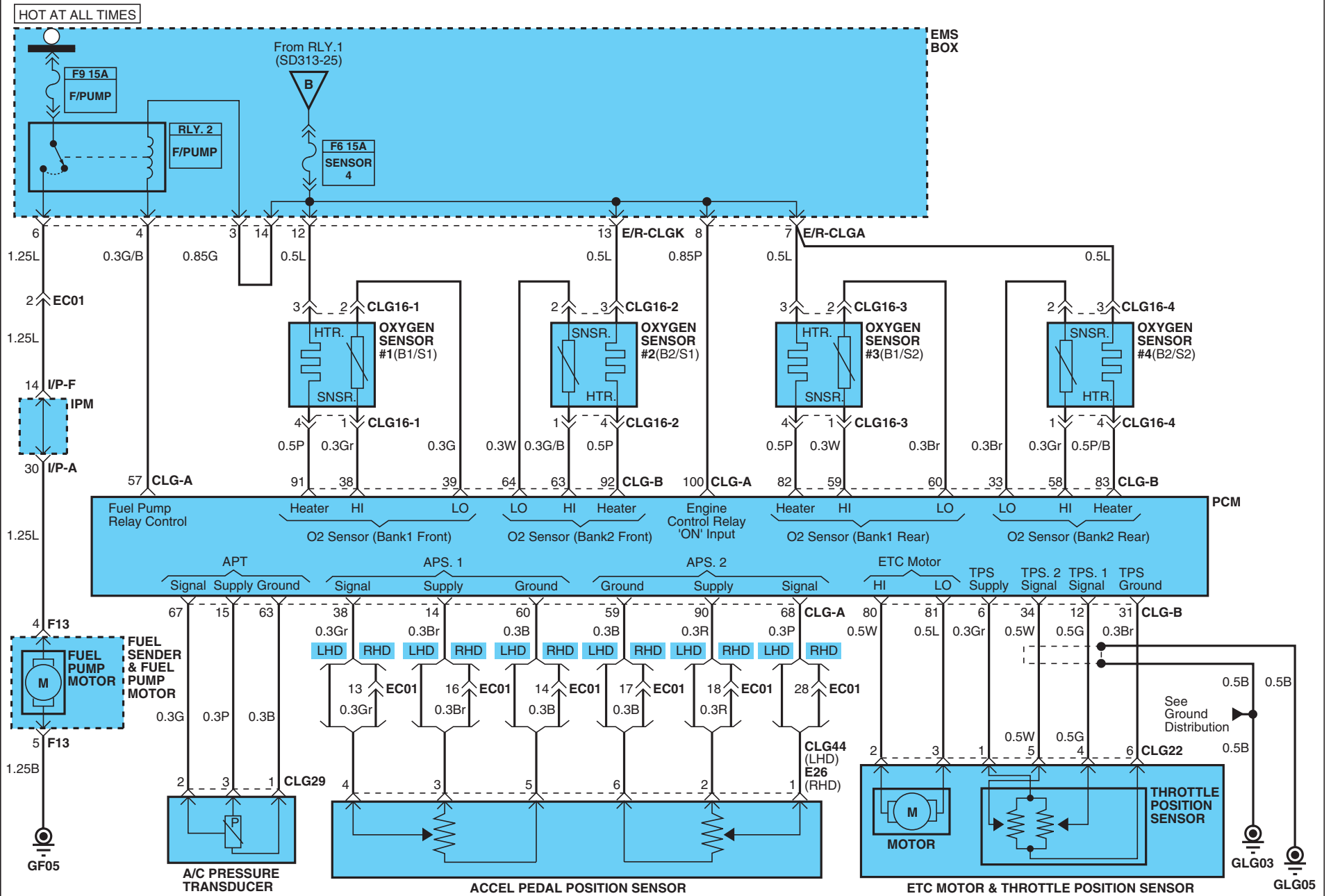
CLG-B

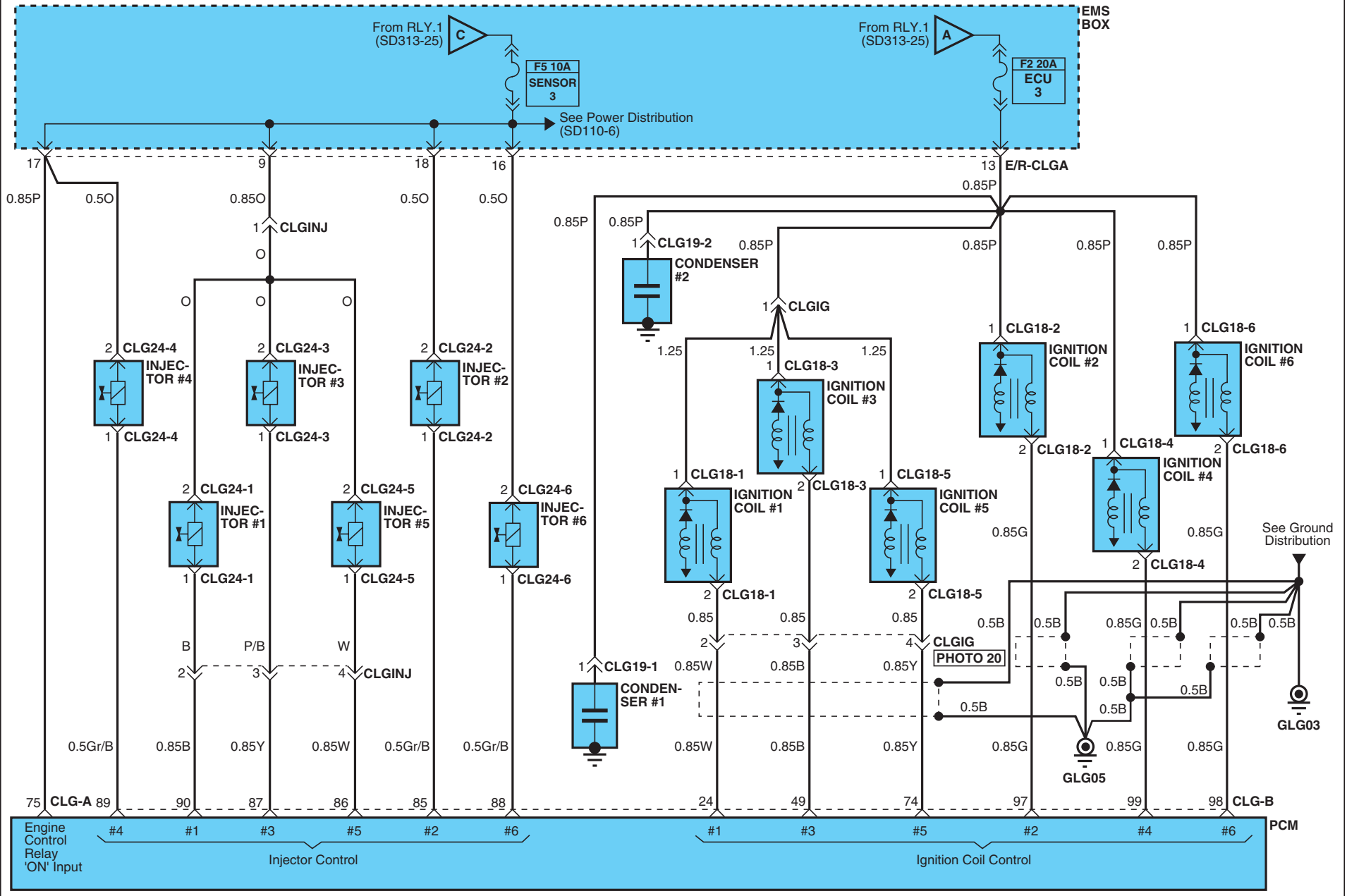
PIN	COLOR	DESCRIPTION	PIN	COLOR	DESCRIPTION	PIN	COLOR	DESCRIPTION
1	Y	OD_VFS (A/T)	35	Gr	WTS Signal	69	R	VIV 2
2	-	-	36	-	-	70	R	CMP Bank #1(Exhaust) Signal
3	Gr	Input Speed_Signal (A/T)	37	-	-	71	G	CMP Bank #1(Intake) Signal
4	G	Output Speed_Signal (A/T)	38	Gr	O2 Sensor(Bank1 Front)_HI	72	-	-
5	P	CMP Bank #1(Intake) Power	39	G	O2 Sensor(Bank1 Front)_LO	73	P	CMP Bank #2(Intake) Power
6	Gr	TPS Supply	40	B	Knock Sensor Shield	74	Y	Ignition Coil Control #5
7	-	-	41	W	Knock Sensor #2 LO	75	-	-
8	W	Crank Request	42	W	Knock Sensor #1 LO	76	G	Solenoid Power 1 (A/T)
9	O	BARO Signal	43	G	CKP LO	77	O	Solenoid Power 2 (A/T)
10	W	Oil Temp. Sensor Signal	44	Br	CMP Bank #1/2(Exh/Int) Ground	78	Y	26_VFS (A/T)
11	-	-	45	-	-	79	-	-
12	G	TPS. 1 Signal	46	G	CMP Bank #2(Exhaust) Signal	80	W	ETC Motor HI
13	Y	MAP Sensor Signal	47	-	-	81	L	ETC Motor LO
14	W	Intake (Manifold) Air Temperature	48	L	MAP/BARO/VPS_Power	82	P	O2 Sensor(Bank1 Rear)_Heater
15	W	Vehicle Speed Sensor Input	49	B	Ignition Coil Control #3	83	P/B	O2 Sensor(Bank2 Rear)_Heater
16	G	Knock Sensor #2 HI	50	-	-	84	-	-
17	G	Knock Sensor #1 HI	51	Y/B	LP_VFS (A/T)	85	Gr/B	Injector Control #2
18	W	CKP HI	52	P	UD_VFS (A/T)	86	W	Injector Control #5
19	B	Oil Temp. Sensor Ground	53	R	SS-B (A/T)	87	Y	Injector Control #3
20	-	-	54	W/B	Output Speed_Supply (A/T)	88	Gr/B	Injector Control #6
21	Gr	CMP Bank #2(Intake) Signal	55	L/B	Oil Temp. Sensor (-) (A/T)	89	Gr/B	Injector Control #4
22	-	-	56	B	MAP/WTS/BARO/VPS_Ground	90	B	Injector Control #1
23	-	-	57	W	Oil Temp. Sensor (+) (A/T)	91	P	O2 Sensor(Bank1 Front)_Heater
24	W	Ignition Coil Control #1	58	Gr	O2 Sensor(Bank2 Rear)_HI	92	P	O2 Sensor(Bank2 Front)_Heater
25	-	-	59	W	O2 Sensor(Bank1 Rear)_HI	93	G	OCV Bank2 Exhaust
26	Br	EC_VFS (A/T)	60	Br	O2 Sensor(Bank1 Rear)_LO	94	L	OCV Bank1 Exhaust
27	G	35R_VFS (A/T)	61	-	-	95	W	OCV Bank2 Intake
28	L	SS-A (A/T)	62	-	-	96	L	OCV Bank1 Intake
29	L	Input Speed_Supply (A/T)	63	G/B	O2 Sensor(Bank2 Front)_HI	97	G	Ignition Coil Control #2
30	-	-	64	W	O2 Sensor(Bank2 Front)_LO	98	G	Ignition Coil Control #6
31	Br	TPS Ground	65	L	VIV 1	99	G	Ignition Coil Control #4
32	B	CMP Bank #1/2(Int/Exh) Ground	66	G	PCSV	100	-	-
33	Br	O2 Sensor(Bank2 Rear)_LO	67	-	-			
34	W	TPS. 2 Signal	68	-	-			

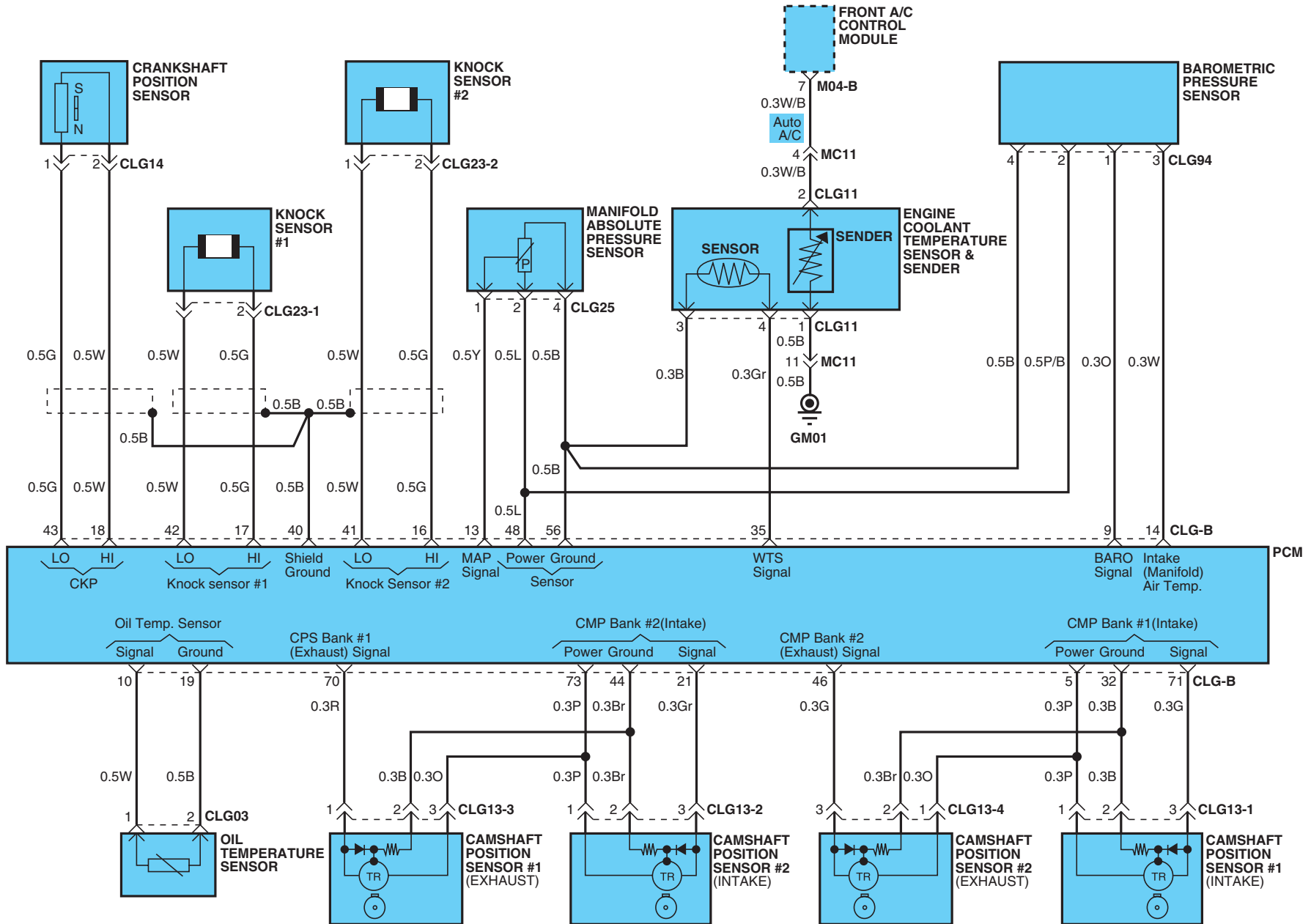
## Full Circuit Diagrams

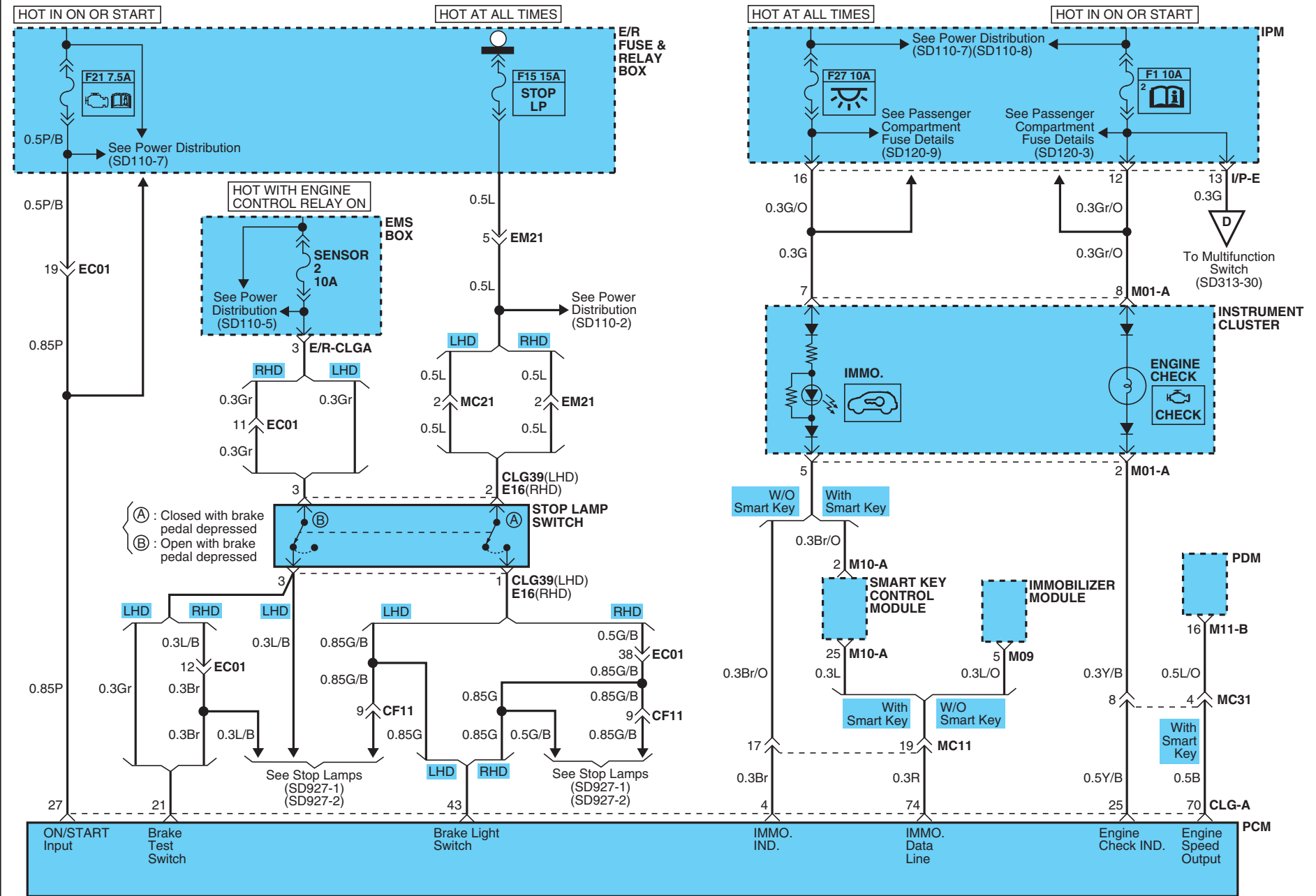


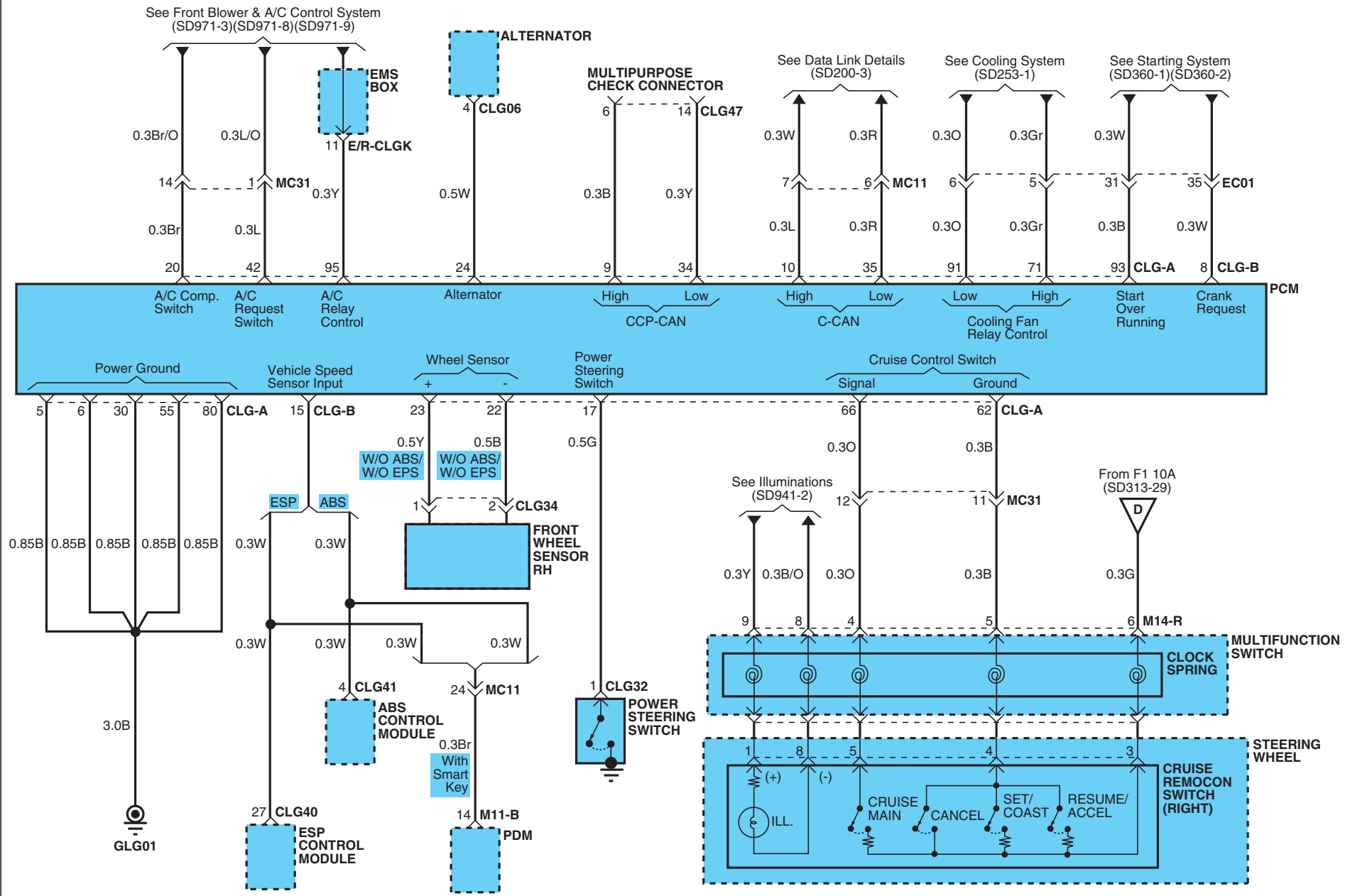






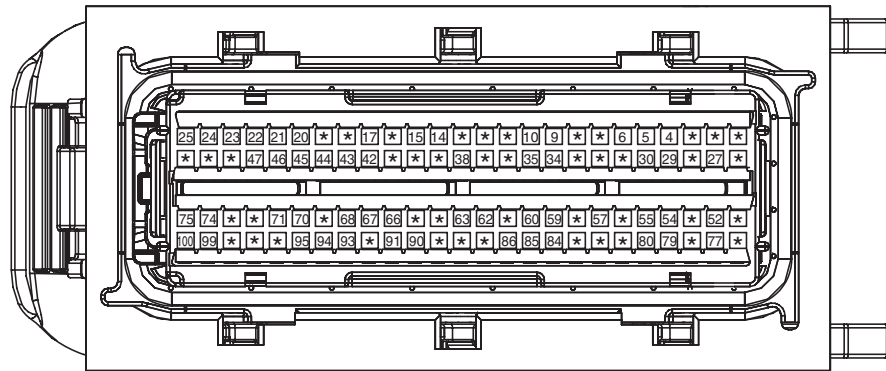






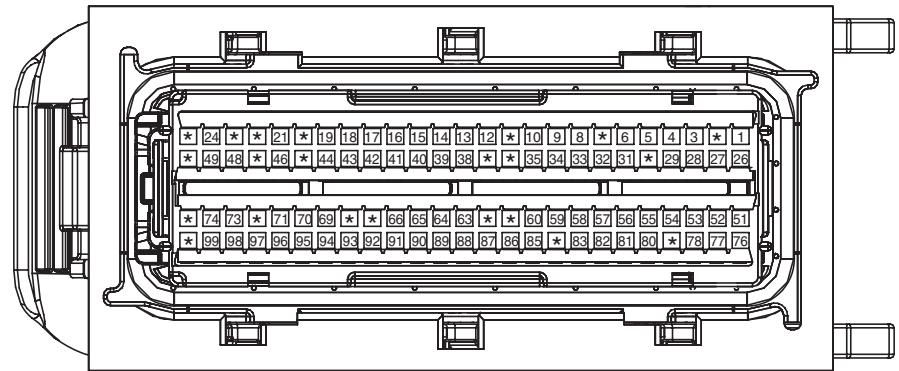


CLG-A




PKD\_MTSBPCU\_100F\_B\_103

CLG-B




PKD\_MTSBPCU\_100F\_B\_104

CLG03




PKD\_280WP\_02F\_B\_CLIP

CLG05-1



PKD\_GT150\_02F\_GR

CLG05-2



PKD\_GT150\_02F\_B

CLG05-3



CR02F134

CLG05-4



CR02F134

CLG06




SIM\_TSWP\_04F\_B

CLG11



AMP\_EJWP\_04F\_B

CLG13-1



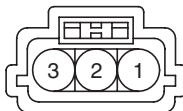
PKD\_150WP\_03F\_B\_L

CLG13-2




PKD\_150WP\_03F\_B\_L

CLG13-3



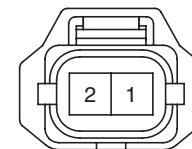
KUM\_NDWP\_03F\_B

CLG13-4



PKD\_150WP\_03F\_B\_L

CLG14



PKD\_2.8WP\_02F\_B

**CLG16-1**



KUM\_KNMWP\_4F\_Br

**CLG16-2**



KUM\_KNMWP\_4F\_Gr

**CLG16-3**



KUM\_NMWP\_4F\_L

**CLG16-4**



KUM\_NMWP\_4F\_B

**CLG18-1**



KET\_090IWP\_02F\_Gr

**CLG18-2**



KET\_090IWP\_02F\_Gr

**CLG18-3**




KET\_090IWP\_02F\_Gr

**CLG18-4**



KET\_090IWP\_02F\_Gr

**CLG18-5**



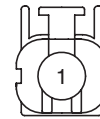
KET\_090IWP\_02F\_Gr

**CLG18-6**



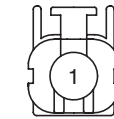
KET\_090IWP\_02F\_Gr

**CLG19-1**



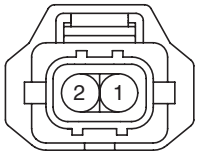
KET\_250WP\_01F\_B

**CLG19-2**



KET\_250WP\_01F\_B

**CLG21**



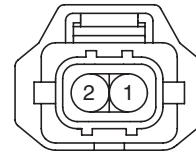
PKD\_2.8MM\_02F\_B

**CLG22**



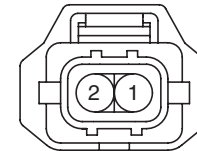
PKD\_GT150\_06F\_B

**CLG23-1**



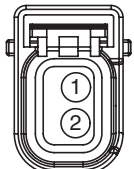
PKD\_2.8MM\_02F\_B

**CLG23-2**




PKD\_2.8MM\_02F\_B

**CLG24-1**




KUM\_XWP\_02F\_B

**CLG24-2**




KUM\_XWP\_02F\_B

**CLG24-3**



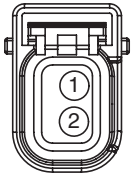
KUM\_XWP\_02F\_B

**CLG24-4**



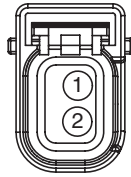
KUM\_XWP\_02F\_B

**CLG24-5**



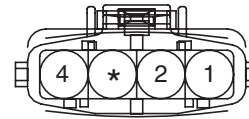
KUM\_XWP\_02F\_B

**CLG24-6**



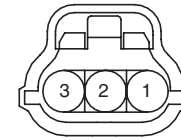
KUM\_XWP\_02F\_B

**CLG25**



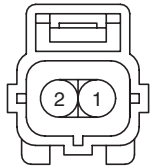
AMP\_JPT\_04F\_B\_BOSCH

**CLG29**



KET\_040WP\_03F\_B

**CLG30-1/CLG30-2**




AMP\_EJWP\_02F\_B

**CLG32**



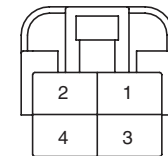
KUM\_NMWP\_01F\_B

**CLG34**



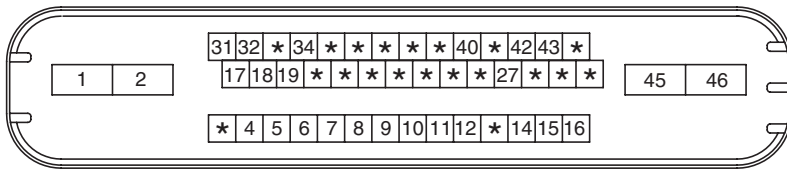
KET\_090IWP\_02M\_B

**CLG39/E16**



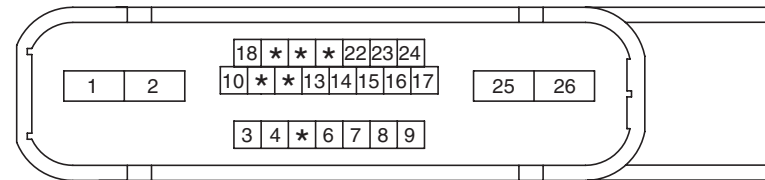
KET\_250DL\_04F\_W

**CLG40**



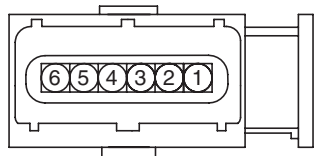
AMP\_ESP\_46F\_B\_1

**CLG41**



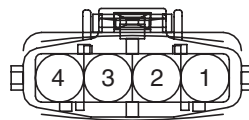
AMP\_ABS\_26F\_B\_1

**CLG44/E26**



AMP\_MT2\_06F\_B

**CLG94**



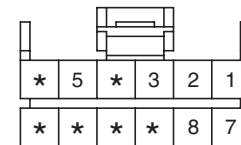
AMP\_JPT\_04F\_B\_BOSCH

**F13**



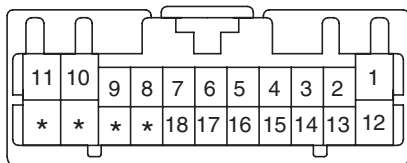
KET\_090IWP\_05F\_Gr\_2

**M01-A**



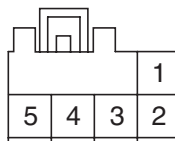
AMP\_040M1\_12F\_B

**M04-B**



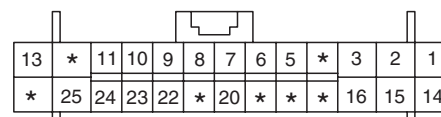
KET\_0407\_22F\_W

**M09**



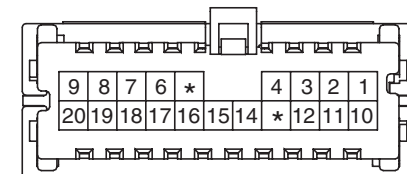
KUM\_CDR\_05F\_B

**M10-A**



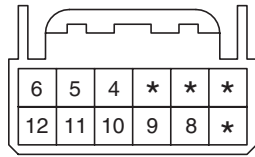
AMP\_0407\_26F\_W\_HD

**M11-B**



KET\_040III\_20F\_L

M14-R



AMP\_025\_12F\_W

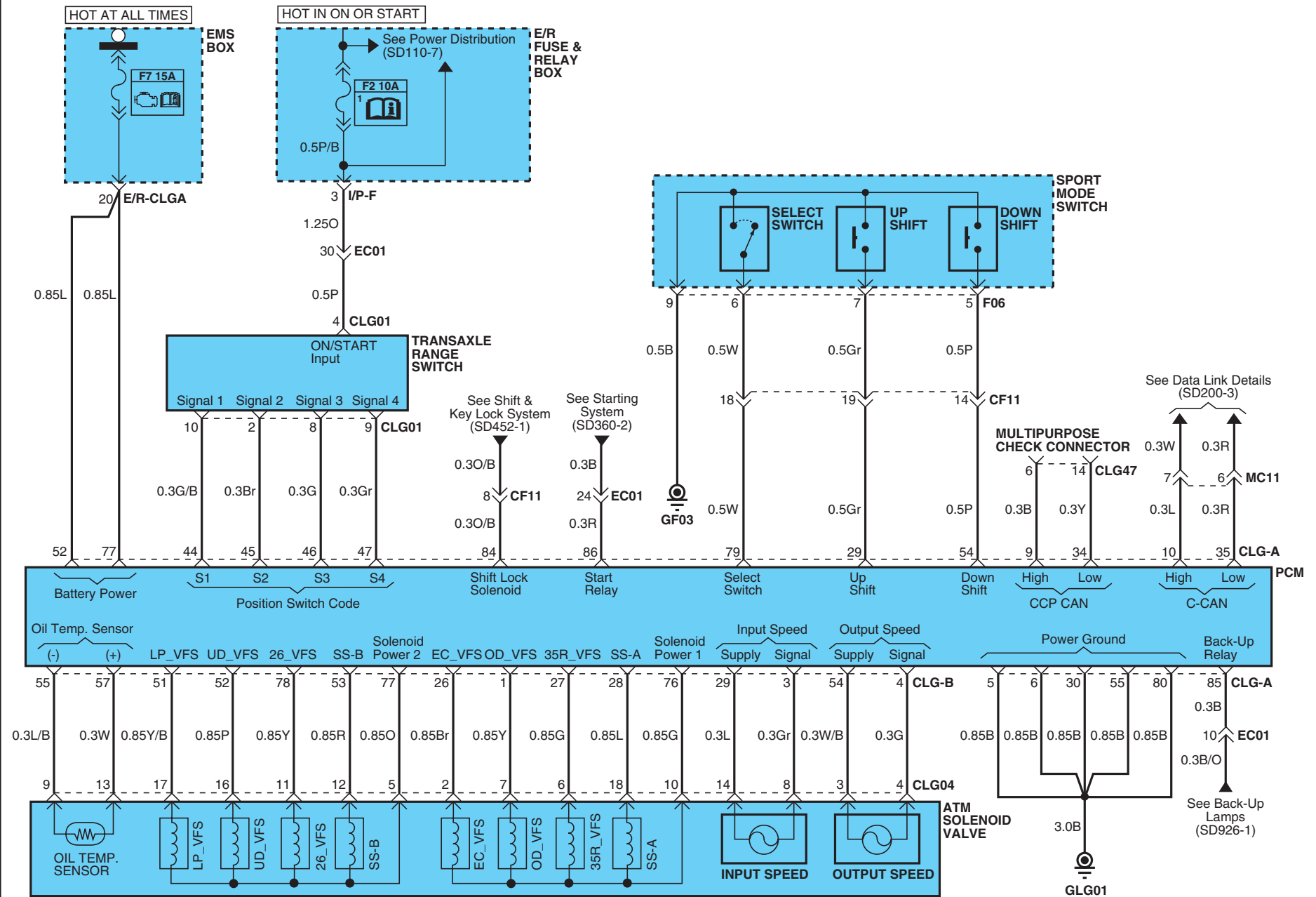
BLANK

BLANK

BLANK

# Automatic Transaxle Control System (G6DC : LAMBDA II 3.5L) (1)

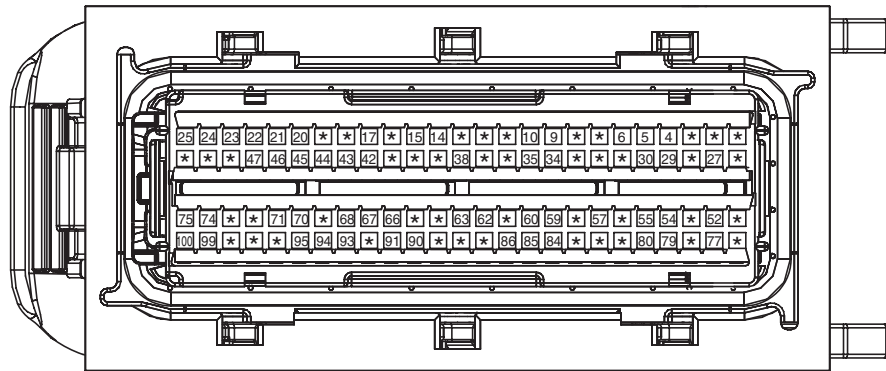
SD450-5



# Automatic Transaxle Control System (G6DC : LAMBDA II 3.5L) (2)

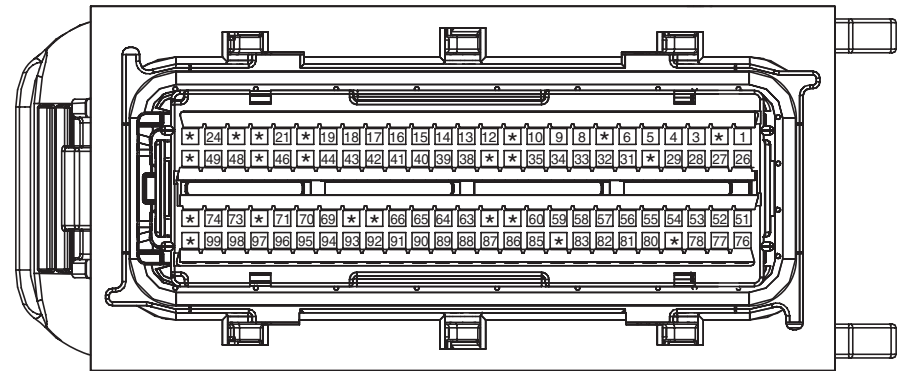
SD450-6

CLG-A



PKD\_MTSBPCU\_100F\_B\_103

CLG-B



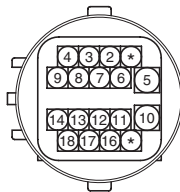
PKD\_MTSBPCU\_100F\_B\_104

CLG01



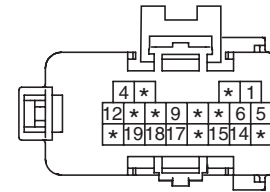
KET\_0509WP\_10F\_B

CLG04



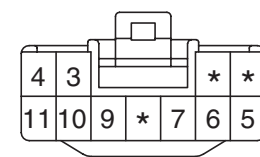
FCI\_MULWP\_18F\_B\_1

CHG47



KET\_DIAGNOSIS\_20F\_B\_A

F06

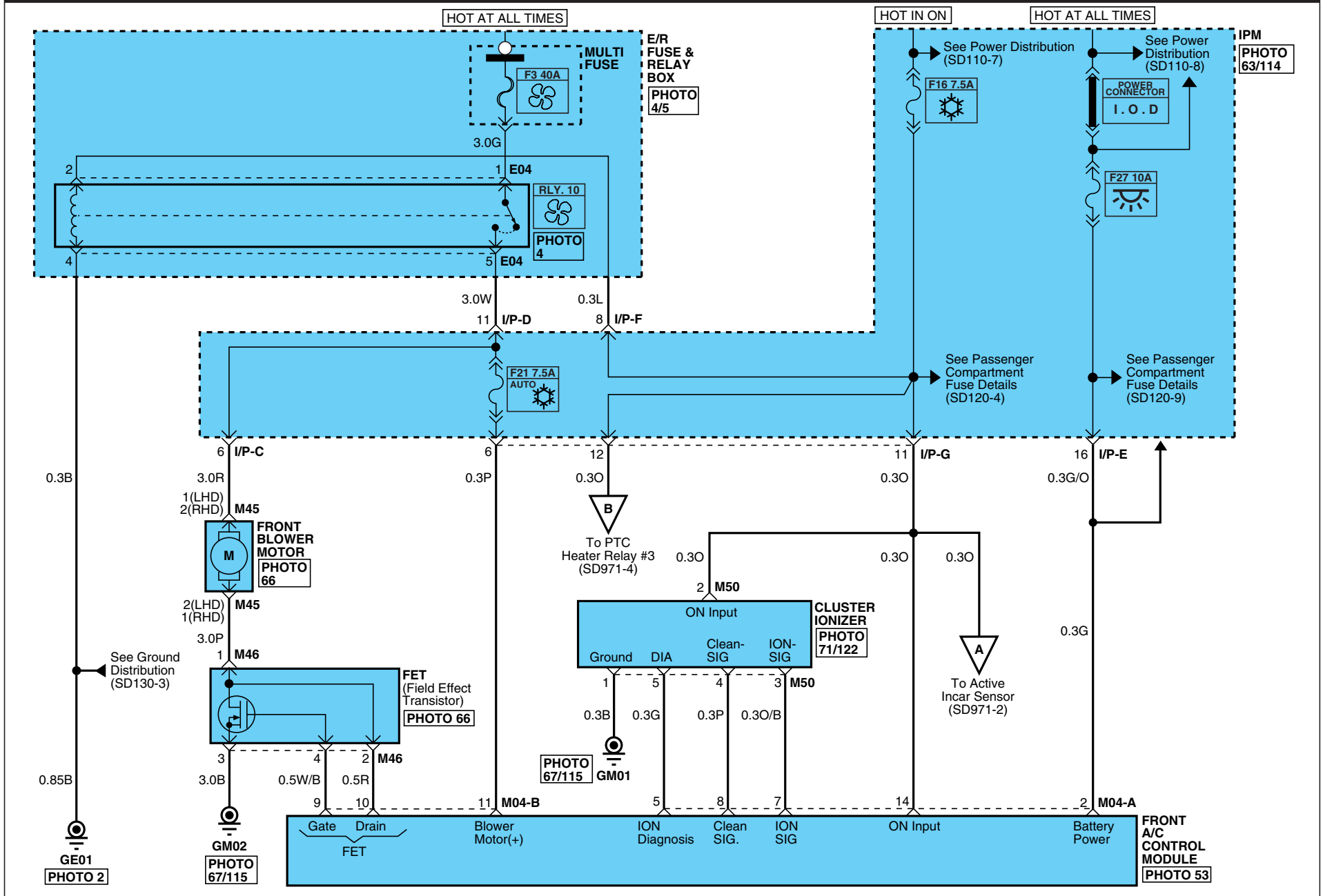


KET\_0901I\_11F\_W

**FRONT BLOWER & A/C CONTROL SYSTEM (AUTO)** E275A93C

**Front Blower & A/C Control System (Auto) (1)**

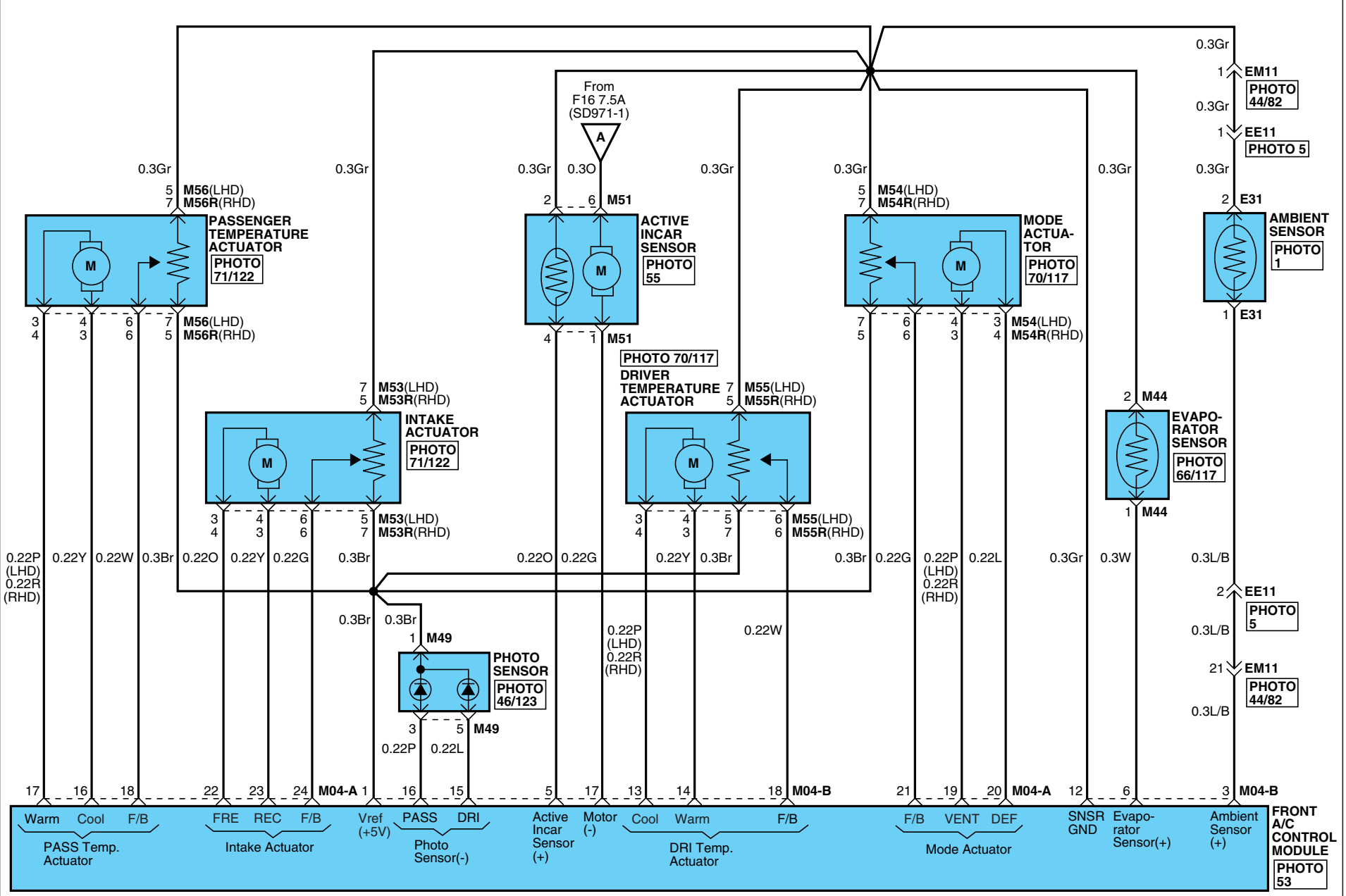
**SD971-1**



# FRONT BLOWER & A/C CONTROL SYSTEM (AUTO)

## Front Blower & A/C Control System (Auto) (2)

SD971-2

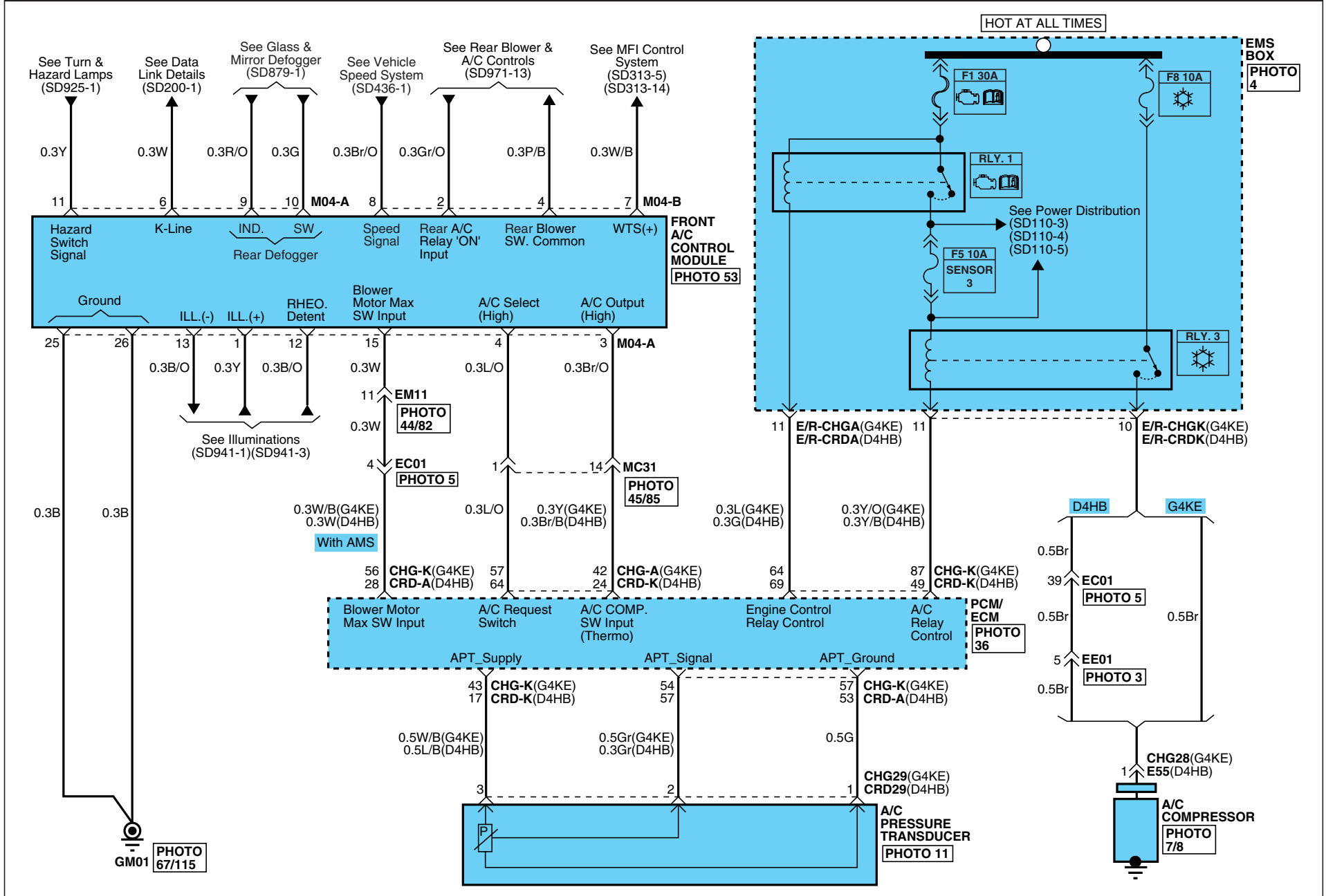




# FRONT BLOWER & A/C CONTROL SYSTEM (AUTO)

## Front Blower & A/C Control System (Auto) (3)

SD971-3

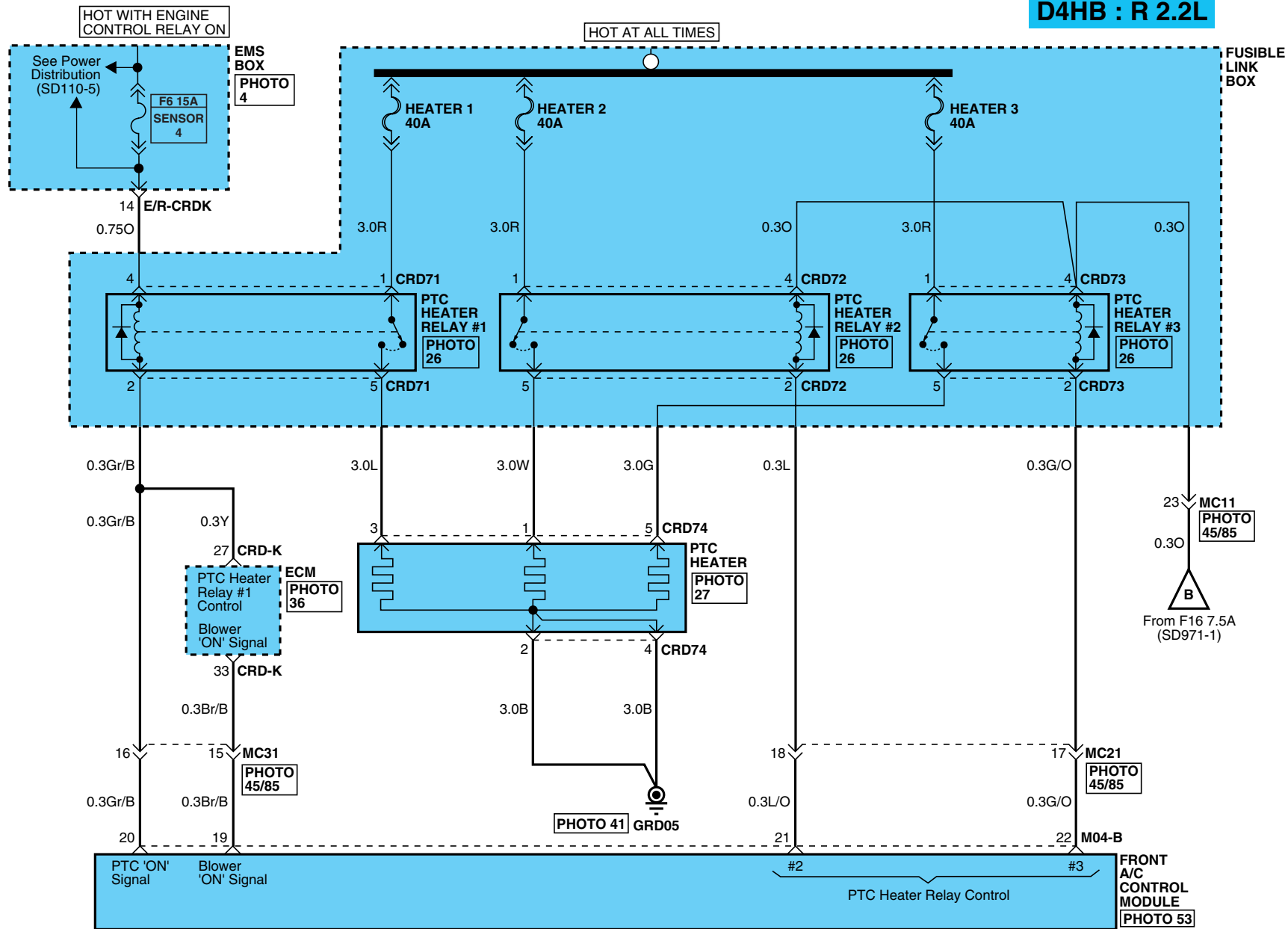


# FRONT BLOWER & A/C CONTROL SYSTEM (AUTO)

## Front Blower & A/C Control System (Auto) (4)

SD971-4

D4HB : R 2.2L

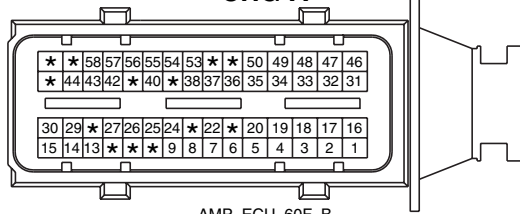


# FRONT BLOWER & A/C CONTROL SYSTEM (AUTO)

## Front Blower & A/C Control System (Auto) (5)

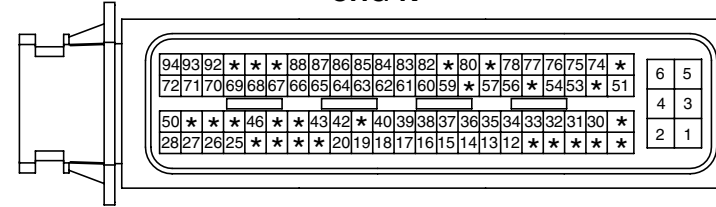
SD971-5

**CHG-A**



AMP\_ECU\_60F\_B

**CHG-K**



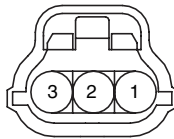
AMP\_ECU\_94F\_B

**CHG28**



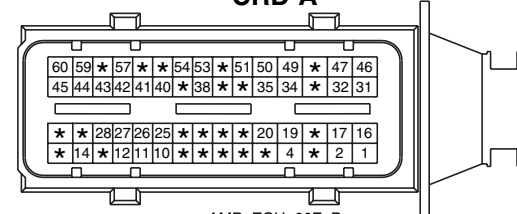
KUM\_NMWP\_01F\_B

**CHG29**



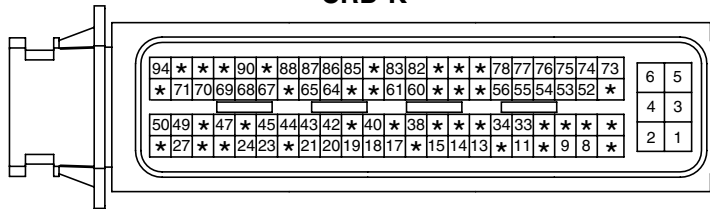
KET\_040WP\_03F\_B

**CRD-A**



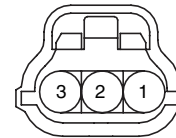
AMP\_ECU\_60F\_B

**CRD-K**



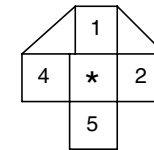
AMP\_ECU\_94F\_B

**CRD29**



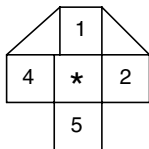
KET\_040WP\_03F\_B

**CRD71**



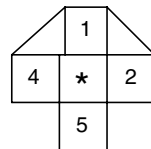
CR05F057

**CRD72**



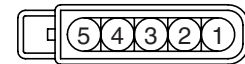
CR05F057

**CRD73**



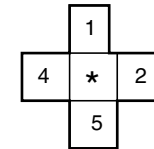
CR05F057

**CRD74**




AMP\_PTC\_05F\_B

**E04**



CR05F056

**E31**



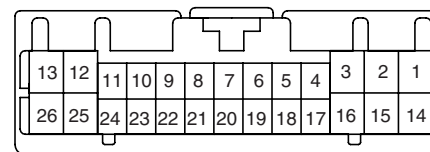
KET\_SWP\_02F\_B

**E55**



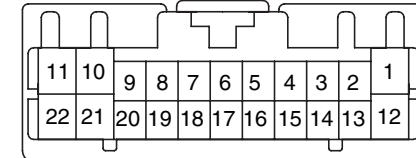
KUM\_NMWP\_01F\_B

**M04-A**



KET\_0407\_26F\_W

**M04-B**

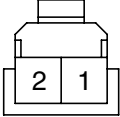
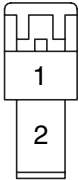
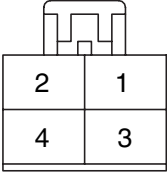
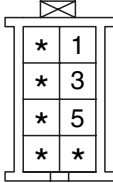
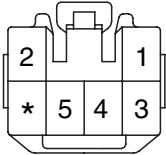
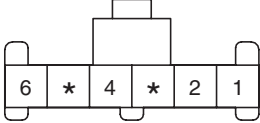
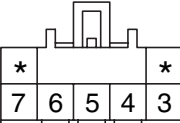
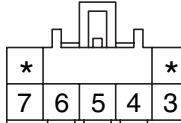
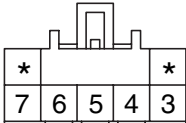
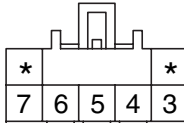
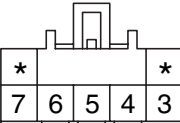
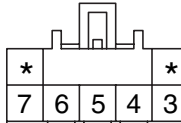
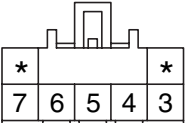
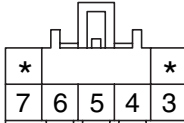


KET\_0407\_22F\_W

# FRONT BLOWER & A/C CONTROL SYSTEM (AUTO)

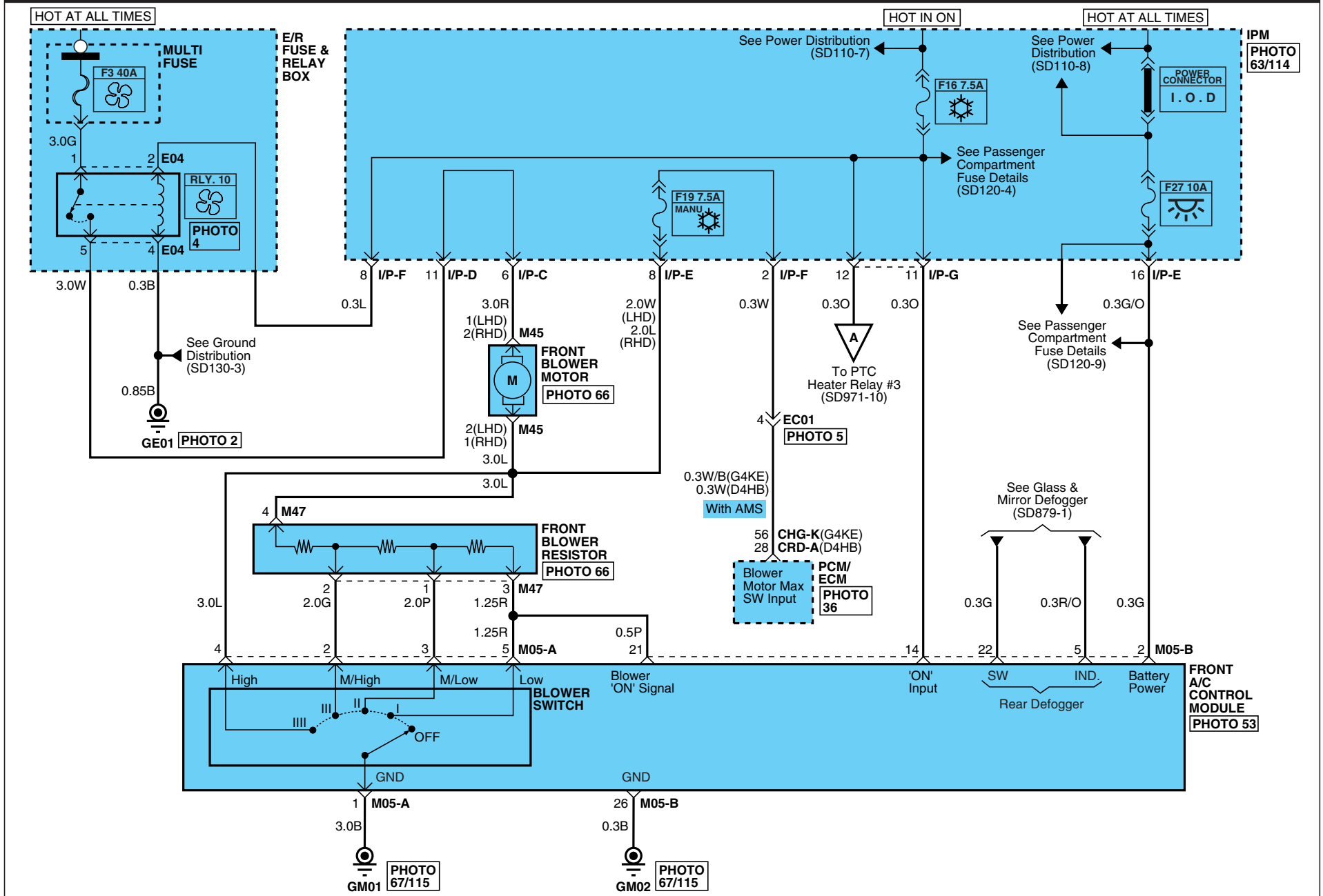
## Front Blower & A/C Control System (Auto) (6)

SD971-6

<p><b>M44</b></p>  <p>AMP_070_02F_W</p>	<p><b>M45</b></p>  <p>KUM_DSD_02F_B</p>	<p><b>M46</b></p>  <p>KUM_DSD_04F_B</p>	<p><b>M49</b></p>  <p>KET_030_08F_L</p>
<p><b>M50</b></p>  <p>KET_090IIL_06F_Y</p>	<p><b>M51</b></p>  <p>KET_91A_06F_W</p>	<p><b>M53</b></p>  <p>KUM_CDR_07F_L</p>	<p><b>M53R</b></p>  <p>KUM_CDR_07F_L</p>
<p><b>M54</b></p>  <p>KUM_CDR_07F_L</p>	<p><b>M54R</b></p>  <p>KUM_CDR_07F_L</p>	<p><b>M55</b></p>  <p>KUM_CDR_07F_B</p>	<p><b>M55R</b></p>  <p>KUM_CDR_07F_B</p>
<p><b>M56</b></p>  <p>KUM_CDR_07F_W</p>	<p><b>M56R</b></p>  <p>KUM_CDR_07F_W</p>	<p><b>BLANK</b></p>	<p><b>BLANK</b></p>

Front Blower & A/C Control System (Manual) (1)

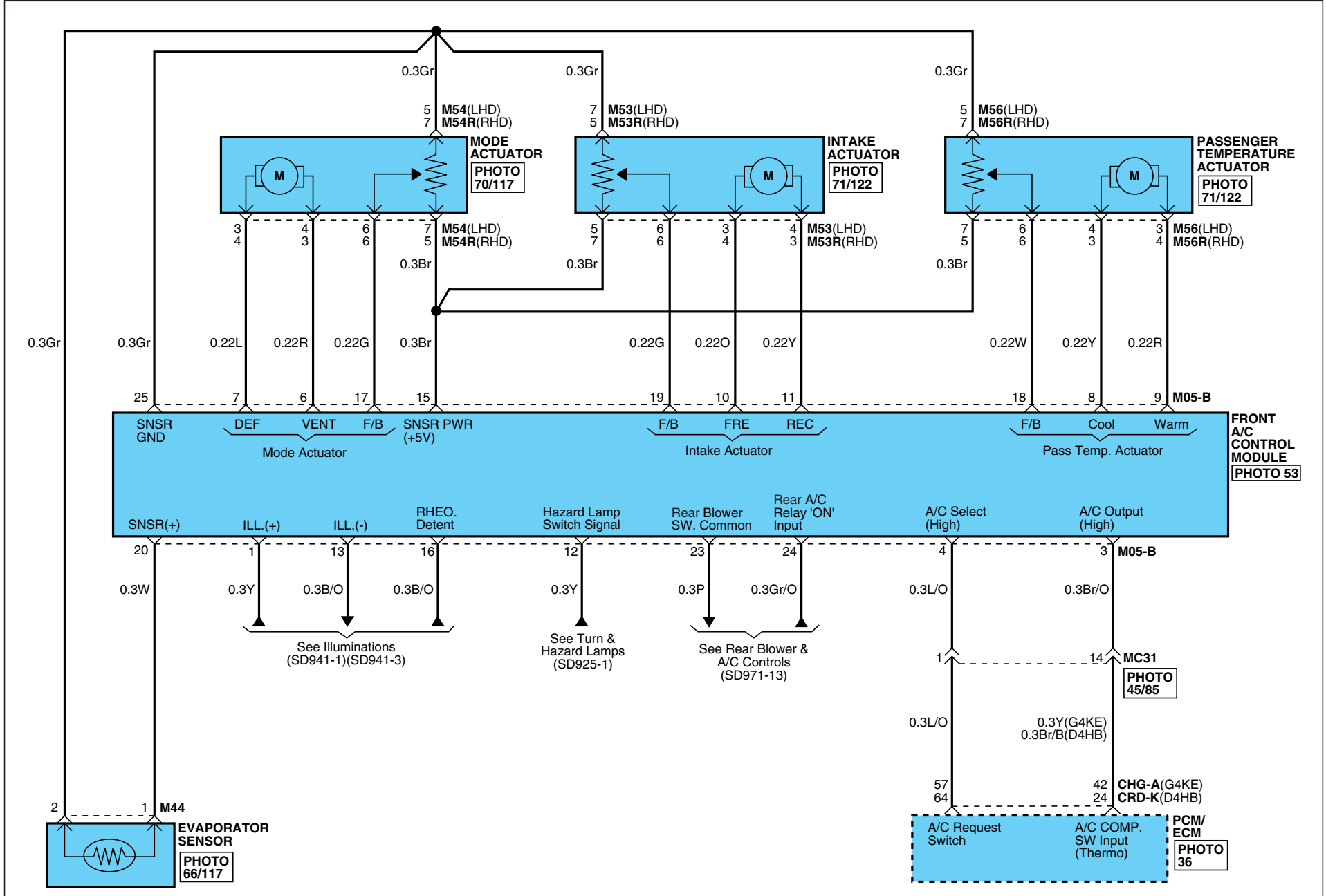
SD971-7



# FRONT BLOWER & A/C CONTROL SYSTEM (MANUAL)

## Front Blower & A/C Control System (Manual) (2)

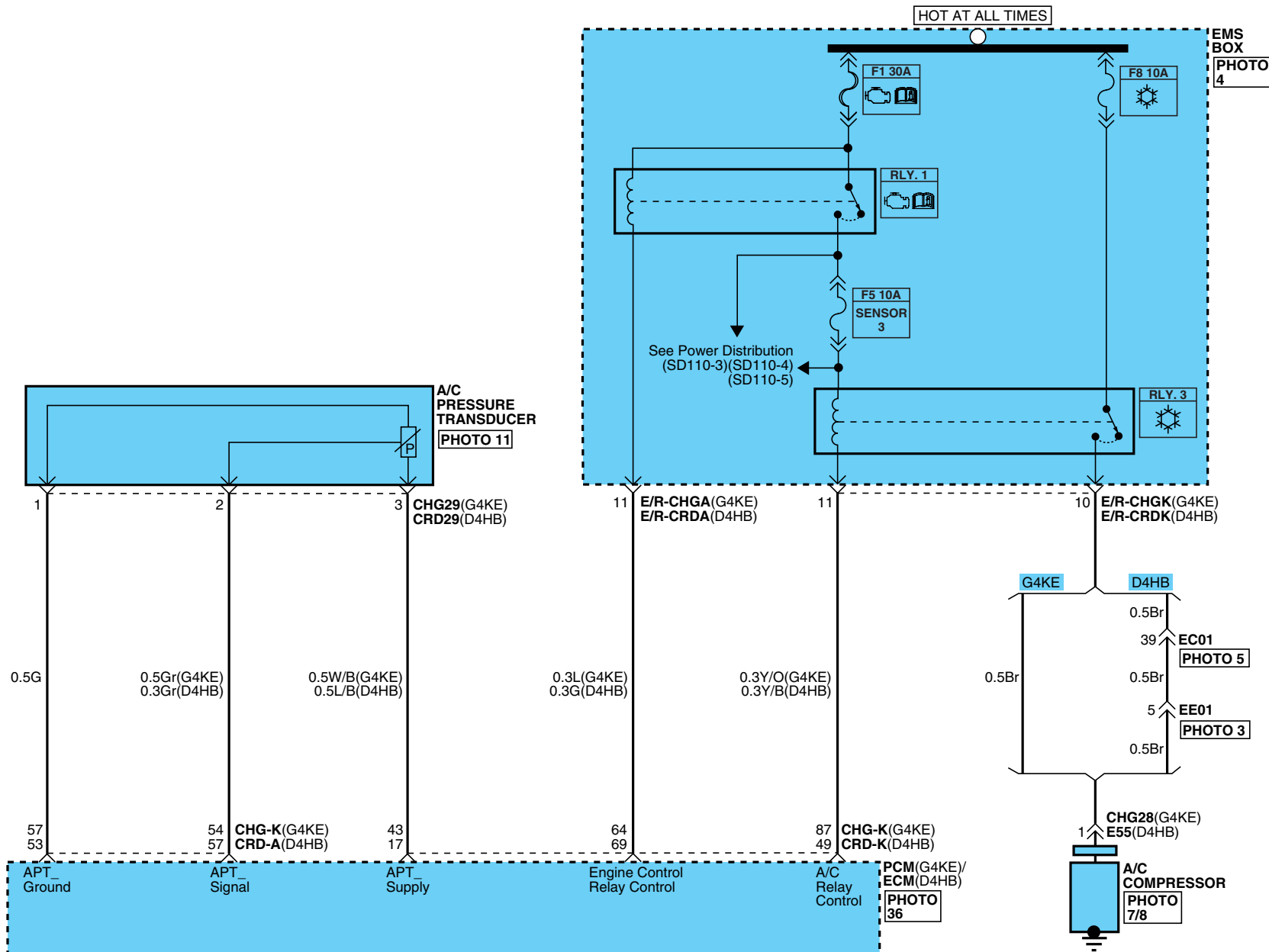
SD971-8



# FRONT BLOWER & A/C CONTROL SYSTEM (MANUAL)

## Front Blower & A/C Control System (Manual) (3)

SD971-9

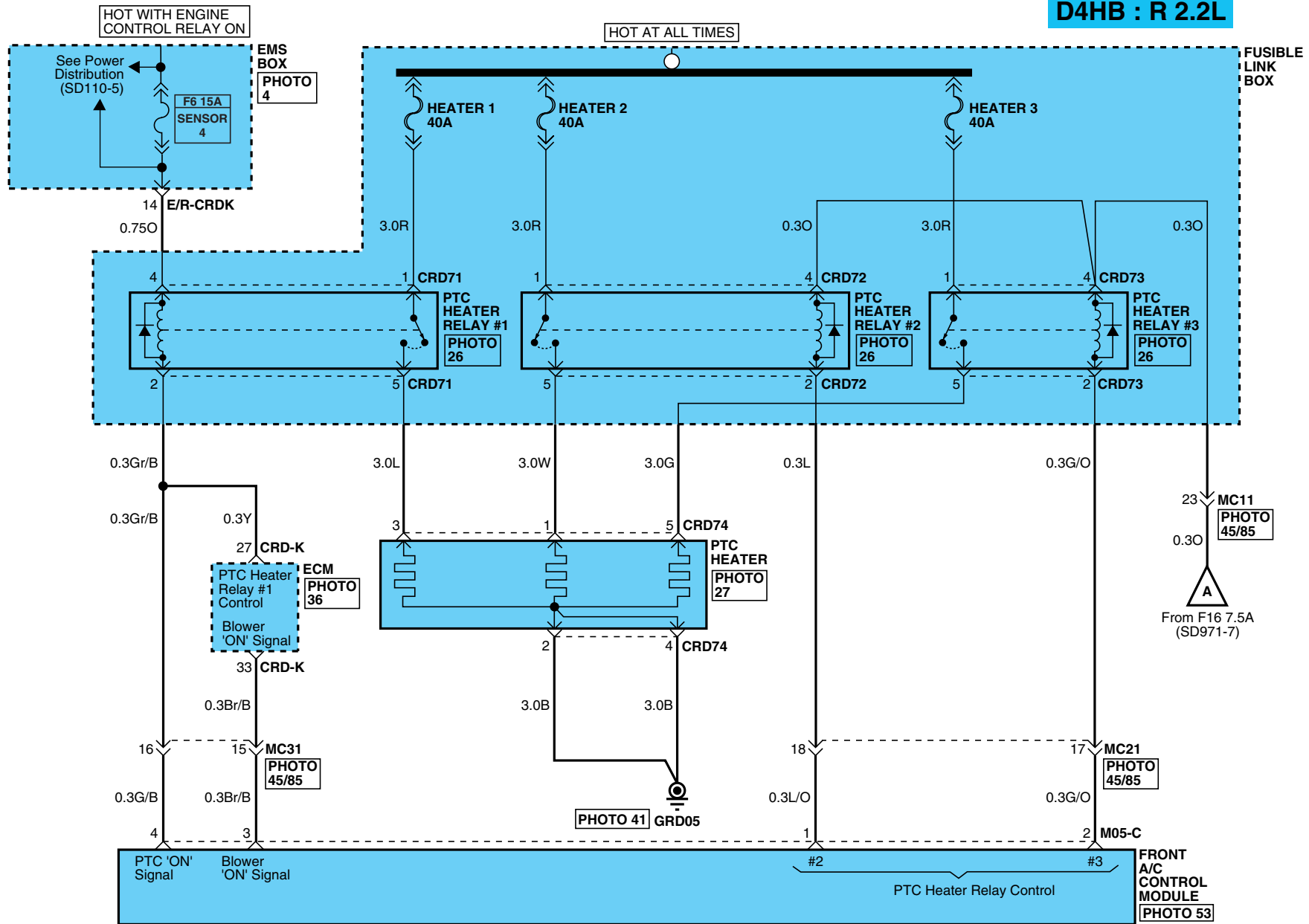


# FRONT BLOWER & A/C CONTROL SYSTEM (MANUAL)

## Front Blower & A/C Control System (Manual) (4)

SD971-10

**D4HB : R 2.2L**





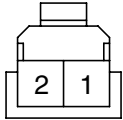
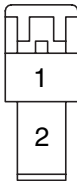
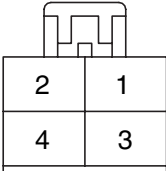
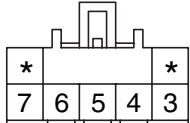
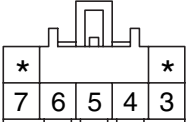
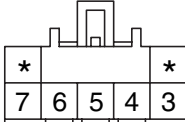
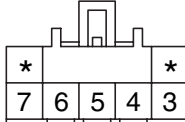
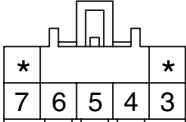
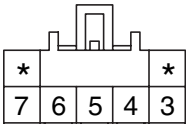
# FRONT BLOWER & A/C CONTROL SYSTEM (MANUAL)

## Front Blower & A/C Control System (Manual) (5)

SD971-11

<p><b>CHG-A</b></p> <p>AMP_ECU_60F_B</p>		<p><b>CHG-K</b></p> <p>AMP_ECU_94F_B</p>	
<p><b>CHG28</b></p> <p>KUM_NMWP_01F_B</p>	<p><b>CHG29</b></p> <p>KET_040WP_03F_B</p>	<p><b>CRD-A</b></p> <p>AMP_ECU_60F_B</p>	
<p><b>CRD-K</b></p> <p>AMP_ECU_94F_B</p>		<p><b>CRD29</b></p> <p>KET_040WP_03F_B</p>	<p><b>CRD71</b></p> <p>CR05F057</p>
<p><b>CRD72</b></p> <p>CR05F057</p>	<p><b>CRD73</b></p> <p>CR05F057</p>	<p><b>CRD74</b></p> <p>AMP_PTC_05F_B</p>	<p><b>E04</b></p> <p>CR05F056</p>
<p><b>E55</b></p> <p>KUM_NMWP_01F_B</p>	<p><b>M05-A</b></p> <p>KET_250DL_06F_W</p>	<p><b>M05-B</b></p> <p>KET_0407_26F_W</p>	<p><b>M05-C</b></p> <p>KET_090III_08F_W</p>

# FRONT BLOWER & A/C CONTROL SYSTEM (MANUAL)

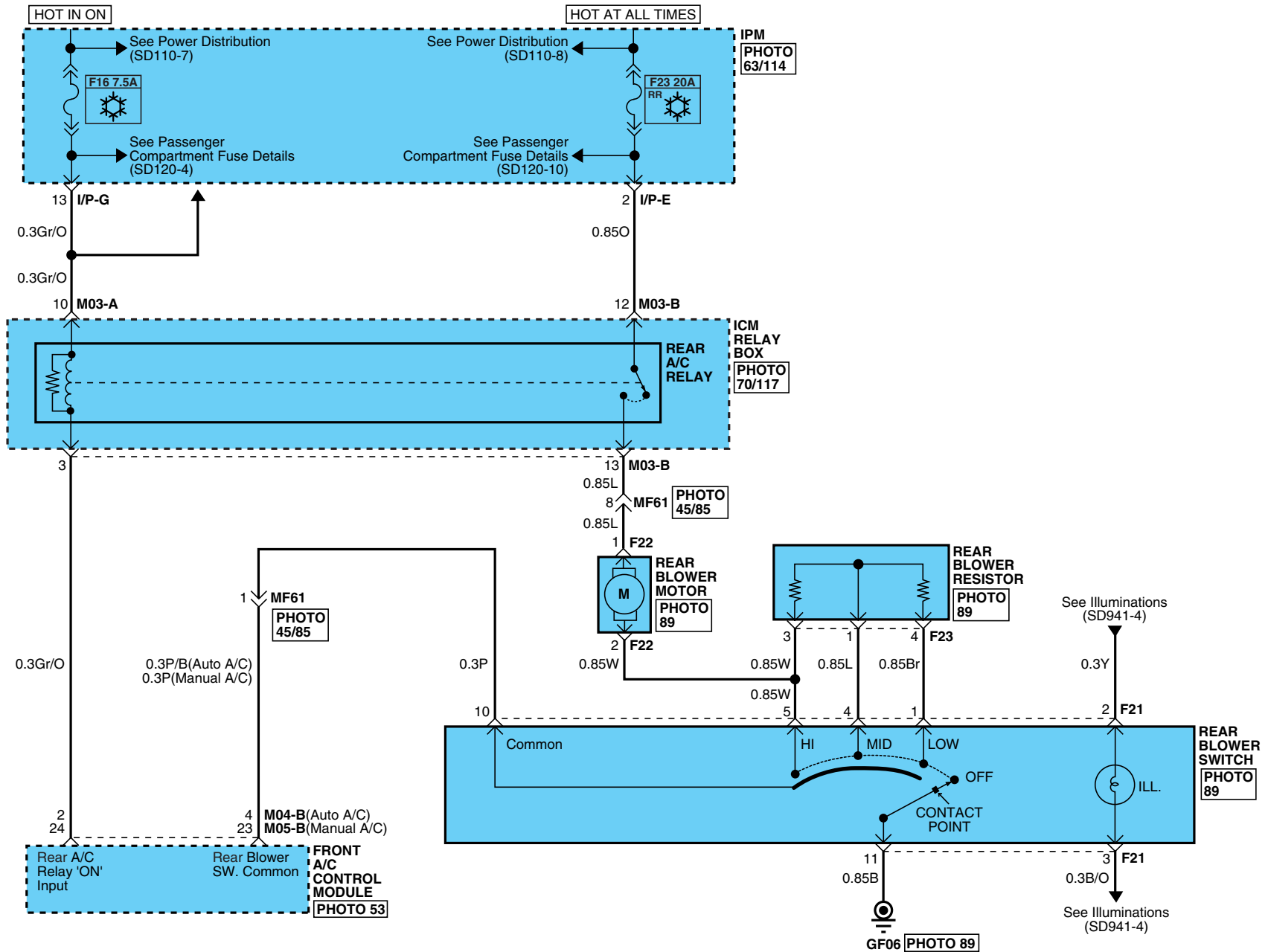
Front Blower & A/C Control System (Manual) (6)			SD971-12
<p><b>M44</b></p>  <p>AMP_070_02F_W</p>	<p><b>M45</b></p>  <p>KUM_DSD_02F_B</p>	<p><b>M47</b></p>  <p>KUM_DSD_04F_B</p>	<p><b>M53</b></p>  <p>KUM_CDR_07F_L</p>
<p><b>M53R</b></p>  <p>KUM_CDR_07F_L</p>	<p><b>M54</b></p>  <p>KUM_CDR_07F_L</p>	<p><b>M54R</b></p>  <p>KUM_CDR_07F_L</p>	<p><b>M56</b></p>  <p>KUM_CDR_07F_W</p>
<p><b>M56R</b></p>  <p>KUM_CDR_07F_W</p>	<p><b>BLANK</b></p>	<p><b>BLANK</b></p>	<p><b>BLANK</b></p>

# REAR BLOWER & A/C CONTROLS

E9AC7F37

## Rear Blower & A/C Controls (1)

SD971-13

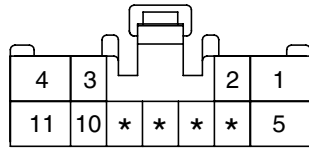


# REAR BLOWER & A/C CONTROLS

## Rear Blower & A/C Controls (2)

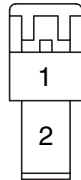
SD971-14

**F21**



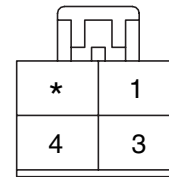
KET\_1809\_11F\_W

**F22**



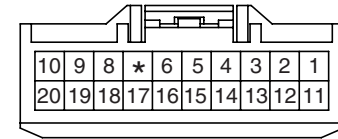
KUM\_DSD\_02F\_W

**F23**



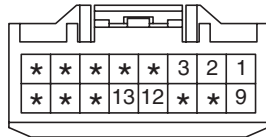
KUM\_DSD\_04F\_B

**M03-A**



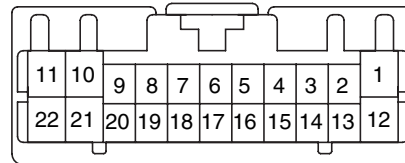
AMP\_090III\_20F\_W

**M03-B**



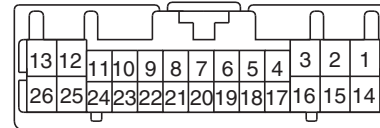
AMP\_090III\_16F\_W

**M04-B**



KET\_0407\_22F\_W

**M05-B**



KET\_0407\_26F\_W

**BLANK**